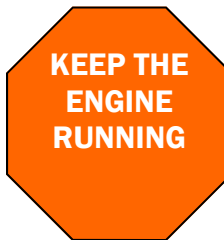


How Kiss & Drive Works



Bays in Jackson Avenue adjacent to the school office are designated Kiss and Drive bays, especially set aside for the set down and pick up of students.



- Move as near to the front of the kiss and drive bays as possible.
- Always be courteous to other road users
- Children will wait under supervision in the school grounds near the kiss and drive bays
- Bays are to be used only for the set down and pick up of students



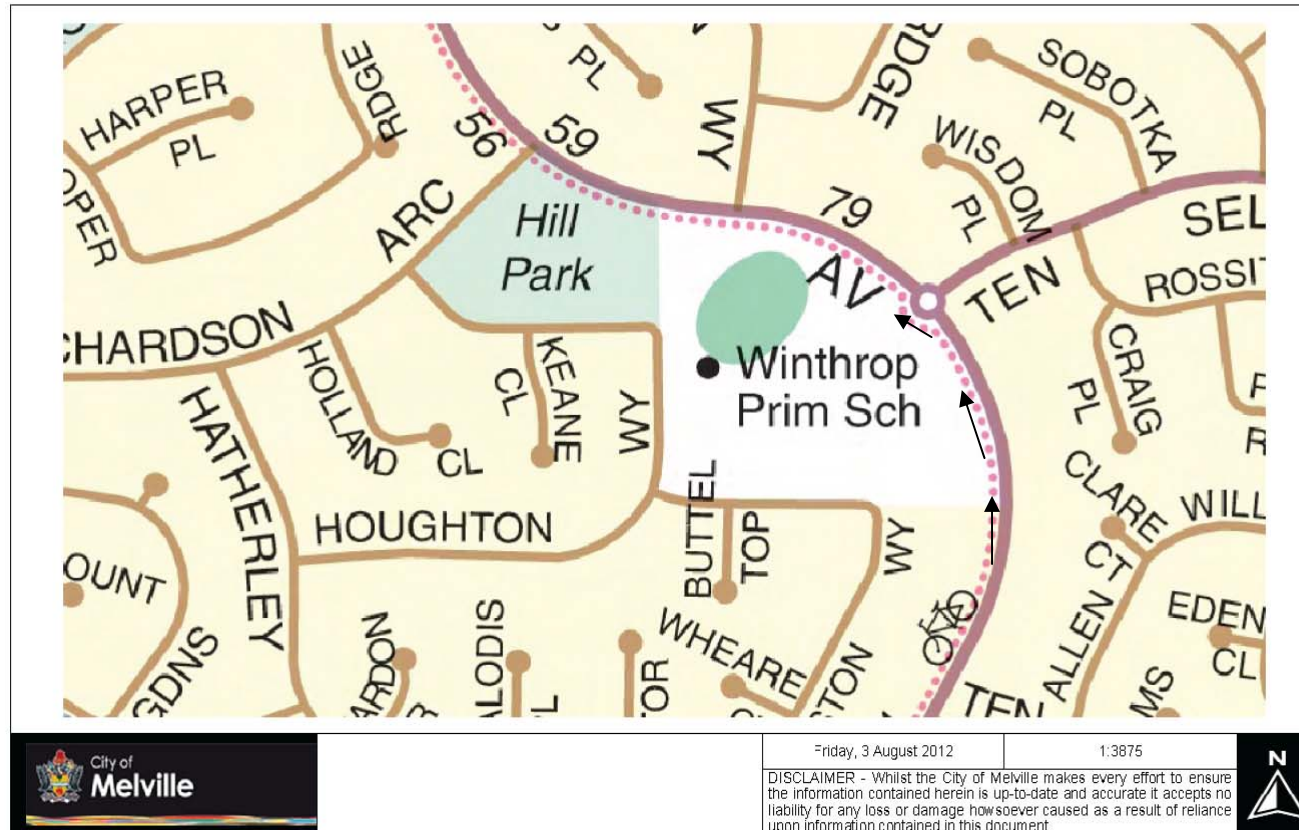
Winthrop Primary School Traffic Management

- If you arrive before 3.00pm, please find a legal parking spot and do not wait in Kiss and Drive
- If your child is not ready, do not stop, move on and drive around the block and start again
- NO PARKING in the pick up bays
- Always indicate to enter and leave the kiss and drive bays
- Ensure children entering or exiting the vehicle use the passenger side and remember to put on their seatbelt

The area around the school becomes extremely hazardous especially around the peak afternoon pickup period. Managing our traffic is part of providing a safe environment for our School.

Traffic Flow around School

Approach from the south on Jackson Ave turn left into the Kiss and Ride . Move to the front of the kiss and ride. Exit left and head north on Jackson Avenue. As a rule, if you are approaching from the north use the Houghton Way Kiss and Ride. If you are approaching from the south use the Jackson Avenue kiss and ride .



Periodically police will monitor speeding and any other traffic movements and also City of Melville Rangers will visit the school and issue parking infringement notices.

School Parking




Areas in and around schools present potential parking problems as there may be speeding motorists, busy roads and a lack of available parking bays.

Remember

It is an offence to stop or park a vehicle

- Within 3 meters of a double barrier white line
- Within 10 metres of an intersection
- On a verge where signage says no parking
- On a footpath
- Blocking driveways
- Parking facing the wrong way
- Blocking the emergency vehicle access and service gate



How parents can help

- Walk or cycle to school
- Park nearby and walk a short distance to school
- Plan your trip so that you approach the school in a clockwise direction (do not do a 3point turn in the road)
- Park according to signage, and note parking time restrictions
- Slow down around schools and be aware
- Park only in designated bays

Did you know that if you can meet your children 5 – 10 minutes after the siren, there is no congestion? For older children, this is a great idea.

If you have to drive consider parking in nearby streets and walking to collect your child.